

## Neptune Pack - USA Order Form - Sept 2010

### PURCHASE / ORDER INFORMATION

BUSINESS NAME:

ACCOUNT NUMBER:

INTERNAL QUOTE NUMBER:

CONTACT NAME:

INVOICE ADDRESS:

Tel:

Fax:

Email

**Please tick appropriate option:**

We organise our own collections - (Freight is prepaid and added to invoice)

We require JCM to organise delivery and invoice us accordingly

### SHIPPING INFORMATION

BUSINESS NAME (If applicable):

FOR ATT OF:

DELIVERY ADDRESS (If different from invoice address): \_\_\_\_\_


ZIP CODE: \_\_\_\_\_







CONTACT NAME (If different from above):

Tel:

Fax:

Email

| DIAGRAM  | DESCRIPTION   | SIZE | PART NO | US RRP            | Check to Order |
|--|---|------|---------|-------------------|----------------|
|  | Neptune Seating Unit Includes: Seat Depth Adjustment, Back Recline, Seat Pan and Back Stem. | 1    | NEP-1   | <b>\$5,115.96</b> |                |
|  |   | 2    | NEP-2   | <b>\$5,794.88</b> |                |
|  | <b>Also included in pack price:</b>   |      |         |                   |                |
|  | Contour Seat  |      |         |                   |                |
|  | Upper Back Pad  |      |         |                   |                |
|  | Adjustable Sacral Pad   |      |         |                   |                |
|  | Multi Adj Headrest  |      |         |                   |                |
|  | Flexi Supports  |      |         |                   |                |
|  | Hip Pads  |      |         |                   |                |
|  | Arms  |      |         |                   |                |
| Tray   |   |      |         |                   |                |
| Leg Stem and Footplate   |   |      |         |                   |                |
| Cushioned Footplate Pad  |   |      |         |                   |                |
| Pommel   |   |      |         |                   |                |

|   |   |  |                |                   |  |
|---|---|--|----------------|-------------------|--|
|   | Sandals   |  |                |                   |  |
|   | 2 Point Padded Centre Pull Lap Strap  |  |                |                   |  |
| <b>BASE OPTIONS</b>   |   |  |                |                   |  |
|    | Compact Base (Gas piston height & tilt) - Chair bolted to base frame Inc Push Handle - Compact and Activation Lever for Height Adjustment (Fitted to Push Handle) |  |                | <b>\$1,625.63</b> |  |
|    | TX 1 Wheelchair chassis inc. Standard JCM interface, Tilt Function, Tip Lever and Anti tip  |  |                | <b>\$3,623.76</b> |  |
| <b>* Handle size needs specifying to match chair size - Please put this size in where asterix is shown on part code</b>   |   |  |                |                   |  |
| <b>JCM America™</b><br>521- D Uwharrie Court, Raleigh NC 27606<br>Phone: 919-831-9000 Toll Free: 888-831-9831 Fax: 919-831-9100<br>E-Mail: enquiries@jcmamerica.com<br><a href="http://www.jcmamerica.com">www.jcmamerica.com</a> |   | <b>FABRIC CHOICE</b>   |                |                   |  |
|   |   |   | Red / Black    |                   | <b>Please Note:<br/>All measurements are in mm</b> |
|   |   |   | Orange / Black |                   |  |
|   |   |   | Blue / Black   |                   |  |
|   |   |  | Pink / Black   |                   |  |

**Please Note: All measurements are in mm**