




Sunbeam

supportive rocking infant chair



JCM Customer Care Commitment



We are committed to taking care of our customers by providing a thorough after sales service and one-to-one customer assistance.

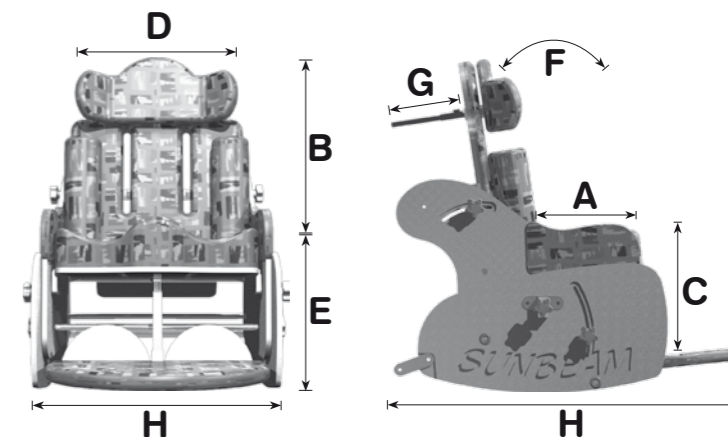
Our highly trained team of national representatives are on hand to provide free demonstrations, assessments and equipment set-ups to ensure your product is perfectly positioned for the user.

We pride ourselves in being able to offer a fantastic 3 year manufacturer's warranty as well as providing the option of service and maintenance visits by our trained Rehab Technology Suppliers to keep your product in perfect working order.

Please Note

All measurements given for indication only. JCM can tailor the chair to your exact requirements. Our representatives will assess your child to ensure the chair is fit for purpose both now and for the future.

MEASUREMENTS (inch)		MIN	MAX
A	Seat Depth	6	10¾
B	Seat to Headrest	9¾	17¾
C	Seat to Footplate	-	11
D	Seat Width (between laterals)	6½	14¼
E	Floor to Seat (hi-lo base)	22	27½
F	Tilt / Prone	5.0°	-35°
G	Back Recline	15.0°	-30°
H	Base Footprint	19¾ x 16	
Max User Weight		22 lbs	
Weight of chair		31¾ lbs	



www.jcmamerica.com™



JCM America™
521- D Uwharrie Court
Raleigh, NC 27606

Phone 919-831-9000
Fax 919-831-9100
Toll Free 888-831-9831
Email enquiries@jcmamerica.com
Website www.jcmamerica.com

postural features

The Sunbeam is easy to use and all supports are designed to encourage the development of a child's sitting balance and posture.



Side Rolls

Provides excellent lateral support, encouraging the hands into midline for play development. The thickness of the cushions can be modified or removed completely to suit the child's growth.



Waistcoat

Option available to give extra upper trunk support if required.



Flexi Supports With Strap

Soft and supportive, they wrap around the trunk to maintain position with minimum fuss.



A perfect introduction to supportive seating. No other seat rivals the Sunbeam's combination of style & practicality in a rocking baby chair.



the best start

Ensuring the best postural management from an early age is our top priority. To enable correct hip and spine development and to avoid asymmetry later in life, carers can control the child's functional position and increase or decrease support using the Sunbeam's simple adjustments. The child's general overall development is also enhanced through such management.



height adjustable

adjustable back angle

Raise your child so they can eat at the table with the whole family.

The Sunbeam can be used to provide a gentle rocking action which can be disabled when not needed. Enabling you to gently rock your child to sleep in any position, reducing unnecessary handling.

The tilt in space and recline functions also aid the gradual development of head control.

tilt in space

adjustable back angle



Allows chair to be tilted in space once an ideal position has been set

Creates required degree of hip flexion

rocking action



Footplate

Adjustable in height and angle, can be removed.



Long Sit Pad

Padded calf support option for long sitting.




4 Point Hip Belt

Optional enhanced pelvic support.



Shaped Seat

Aligns the femurs and has liberal seat length adjustment for growing legs.



practicality & style

The lightweight plastic frame and removable washable covers make the Sunbeam the practical choice. Generous cushioning in the shaped seat and back provide excellent comfort when seated, while the adjustable tray allows the

Sunbeam to be used as a functional seat as well as a feeding chair. With its gentle rocking action and cheerful design, the Sunbeam is an ideal introduction to sitting for young children.

